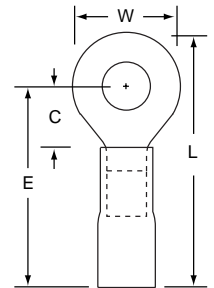




Scotchlok™ Terminals

MH18-6R/L thru MH10-38R

Ring Tongue, Heat Shrink Insulated, Brazed Seam



Data Sheet

Product Number	Wire Range (AWG)	Stud Size	W	C	L	E	Thickness	Barrel Length	Barrel I.D.
MH18-6R/L	22-18	6	0.31	0.15	1.00	0.84	0.030	0.25	0.070
MH18-8R/L	22-18	8	0.31	0.18	1.00	0.84	0.030	0.25	0.070
MH18-10R/L	22-18	10	0.31	0.20	1.00	0.84	0.030	0.25	0.070
MH14-6R/L	16-14	6	0.31	0.15	1.00	0.84	0.030	0.25	0.090
MH14-8R/L	16-14	8	0.31	0.18	1.00	0.84	0.030	0.25	0.090
MH14-10R/L	16-14	10	0.31	0.20	1.00	0.84	0.030	0.25	0.090
MH14-14R/S	16-14	1/4	0.47	0.26	1.1	0.86	0.030	0.25	0.090
MH14-516R/S	16-14	5/16	0.47	0.33	1.1	0.86	0.030	0.25	0.090
MH14-38R	16-14	3/8	0.56	0.28	1.1	0.87	0.030	0.25	0.090
MH10-8R	12-10	8	0.38	0.19	1.1	0.91	0.040	0.25	0.135
MH10-10R	12-10	10	0.38	0.21	1.1	0.90	0.040	0.25	0.135
MH10-14R	12-10	1/4	0.59	0.29	1.2	0.90	0.040	0.25	0.135
MH10-38R	12-10	3/8	0.59	0.29	1.2	0.90	0.040	0.25	0.135



UNDERWRITERS
LABORATORIES
STANDARD NO. UL 486A
3M FILE NO. E23438



CANADIAN STANDARDS
ASSOCIATION
STANDARD NO. C22.2
NO. 0. 65
3M FILE NO. LR22190

Specifications

Wire Size:	See Table Above
Barrel Seam:	Brazed
Max. Voltage Rating:	600 V Building Wire 1000 V Signs, Fixtures and Luminaires
Max. Operating Temp.:	221°F (105°C)
Max. Current:	Same as Wire
Insulator Material:	Adhesive-lined Polyolefin, TMW
Terminal Material:	ETP Copper
Terminal Plating:	Tin

Installation Information

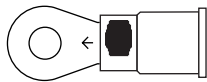
WARNING


Turn power off before installing or removing terminal. All electrical work should be done according to appropriate electrical codes.

UL Listed and CSA Certified for use on stranded copper (AWG) wire only.

Strip away the end 3/8 inch of wire insulation.

Make the crimp in the proper station of a recommended 3M™ crimp tool: TH-440, TH-450 (scissor style) hand tools.




 Barrel Crimp (Electrical)

Shrink tubing using a heat gun. Heat until tubing is completely shrunk and adhesive protrudes slightly from the tubing.

3M and Scotchlok are trademarks of 3M.

 is a trademark of Underwriters Laboratories.

 is a trademark of Canadian Standards Association.

IMPORTANT NOTICE

Before using this product, you must evaluate it and determine if it is suitable for your intended application. You assume all risks and liability associated with such use.

Warranty; Limited Remedy; Limited Liability. This product will be free from defects in material and manufacture as of the date of purchase. **3M MAKES NO OTHER WARRANTIES INCLUDING, BUT NOT LIMITED TO, ANY IMPLIED WARRANTY OF MERCHANTABILITY OR FITNESS FOR A PARTICULAR PURPOSE.** If this product is defective within the warranty period stated above, your exclusive remedy shall be, at 3M's option, to replace or repair the 3M product or refund the purchase price of the 3M product. **Except where prohibited by law, 3M will not be liable for any loss or damage arising from this 3M product, whether direct, indirect, special, incidental or consequential regardless of the legal theory asserted.**

3M

Electrical Products Division

6801 River Place Blvd.
Austin, TX 78726-9000
<http://www.3M.com/elpd>

Engineering Specification

Crimp-type terminals shall, electrically and mechanically, connect to a pre-stripped end of a stranded copper wire: and have a flat tongue portion with a central opening for mounting around a screw or stud.

The terminal line shall offer tongue variations in hole (stud) size (6, 8 10, etc.) and configuration (ring, fork, block fork, flanged block fork, locking fork, etc.): and barrel variations in wire (AWG) size (22-18, 16-14, 12-10, etc.) and construction (non-insulated brazed seam, vinyl insulated butted seam, nylon insulated with insulation grip, etc.). The terminal line shall have regulatory agency coverage (UL Listing, CSA Certification). The terminal tongue shall be marked with the wire range and manufacturer's symbol (↑).

The heat shrink-insulated, brazed seam ring tongue terminal shall be tin-plated, annealed copper, with the tongue having a specified stud slot (size 6 thru 3/8") and a brazed seam barrel covered by an adhesive-lined heat shrink sleeve, color coded and sized for a specified (AWG) wire range (22-18, 16-14, 12-10.).

Heat shrink terminals shall be UL Listed and CSA Certified for 600 Volts maximum building wire: 1000 Volts maximum in signs, fixtures and luminaries and have a maximum operating temperature of 221°F (105°C).